


EASY AND QUICK TO CLEAN

For a Sanitary Storage Area

Camshelving is the most hygienic shelving system in the market. The smooth polypropylene surface is easy to wipe clean. It is weldless, so liquids and dirt cannot get inside crevices. Each Camshelving component is dishwasher safe. The ease of cleaning makes it easier to ensure a HACCP compliant operation with a hygienic storage area.

All Camshelving shelf plates include Camguard™ antimicrobial,

a silver-ion technology that inhibits the growth of mold, fungus and bacteria that can cause odors, stains and product degradation. Camguard works continuously to suppress the growth of such microbes between regular cleanings. Camguard antimicrobial is incorporated throughout the shelf plate material so it will never scrape off, wash off or wear out.



Shelf plates can be easily removed, washed individually or placed in an open end Camrack® OETR314 and washed in a commercial dishwasher.




STRONG AND DURABLE

Strong as Steel

Posts and traverses, the weight bearing components, are made of a steel core with a smooth polypropylene exterior, providing strength and durability to last. The unique engineering of the post

connectors (top and bottom) provides exceptional cross stabilization. When built in a straight line, two shelving units share a post, yet there is no loss of weight bearing capacity.



Weight bearing components are made with a steel core.

Weight Bearing Capacity



	Single Unit - 4 Shelves	Single Unit - 4 Shelves	Dunnage Stand	Corner Unit (Attached Unit)	Mobile Unit
TRAVERSE LENGTH	24" to 48" (610 mm to 1220 mm)	54" to 72" (1370 mm to 1830 mm)	54" to 72" (1370 mm to 1830 mm)	24" to 48" (610 mm to 1220 mm)	24" to 48" (610 mm to 1220 mm)
WEIGHT BEARING CAPACITY PER SHELF	800 lbs. (363 Kg)	600 lbs. (272 Kg)	1000 lbs. (454 Kg)	400 lbs. (181 Kg)	—
WEIGHT BEARING CAPACITY PER UNIT	3200 lbs. (1451 Kg)	2400 lbs. (1089 Kg)	—	1600 lbs. (726 Kg)	750 lbs. (340 Kg)

Dunnage Stands are used only on the bottom shelf. Recommended for traverses 54" (1370 mm) or longer.

Corner Connectors are recommended for use on traverses 48" (1220 mm) or less.

Due to the weight bearing capacity of casters, maximum weight load on an entire Mobile Camshelving Unit is 750 lbs. (340 Kg).

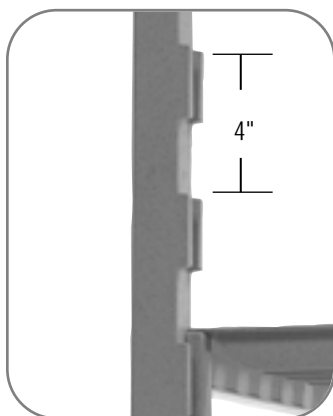
EASY TO ASSEMBLE & ADJUST

Build any configuration and fit any size area

Camshelving is available in five heights, four widths and eight lengths to create a space efficient layout for any area. Shelves can be adjusted in 4" (100 mm) increments, without disassembling the unit. Units can be connected together by sharing a post when built in a straight line or connected by corner connectors when built in a 90° angle or U shape.


POST HEIGHT	DOVETAIL INCREMENT	NUMBER OF POSITIONS PER POST
Stationary		
32" (820 mm)	4" (100 mm)	6
56" (1430 mm)	4" (100 mm)	12
64" (1630 mm)	4" (100 mm)	14
72" (1830 mm)	4" (100 mm)	16
84" (2140 mm)	4" (100 mm)	19
Mobile		
35" (890 mm)	4" (100 mm)	6
59" (1500 mm)	4" (100 mm)	12
67" (1700 mm)	4" (100 mm)	14
75" (1910 mm)	4" (100 mm)	16

EASY TO ADJUST!



Shelves can be adjusted in 4" (100 mm) increments, without disassembling the unit.

EASY TO ASSEMBLE!



Traverses slide easily down onto dovetail.

RUST FREE

For Use in Any Area, Wet or Dry

With the smooth polypropylene surface and no welding or crevices, Camshelving won't rust when either washed or placed in a wet or humid area. Not even salt water or sea air will corrode Camshelving. Therefore, Camshelving is ideal for walk-in refrigerators and freezers as cold as -36°F (-38°C) or any wet environment. A rust-free environment is vital for a sanitary, HACCP-compliant operation.



Lifetime limited warranty against rust and corrosion for traverses and stationary posts.



Dry Storage Room



Cold Storage Room

FREE CAMSHELVING® CONSULTING



Cambro provides a free consulting service using our proprietary computer program. To contact the Camshelving Consulting Department, just call Cambro at 1 (714) 848-1555 or fax to 1 (714) 230-4199. Provide the dimensions of the storage space, number of shelves per unit, height of

the posts and any other special requirements you have. Cambro will provide a recommended floor plan and product order list. Your Cambro distributor or sales representative will contact you with pricing. There is no cost or obligation to use the Cambro Consulting Service.

COMPONENTS

Camshelving is a modular system using four key components. The components are available in a variety of dimensions that allow the flexibility to custom build shelving in any configuration or to fit in any size area. The components are packaged as:

Stationary Units

- Post Kits** which include two posts and a set of one top and one bottom post connector.
- Shelf Kits** which include two traverses and a combination of shelf plates to fit the length of the traverses.

Mobile Units

- Post Kits** which include two posts for mobile units and a set of post connectors.
- Shelf Kits** which include two traverses and a combination of shelf plates to fit the length of the traverses.
- Casters** are sold separately.

POST KIT – Two Posts and a set of one top and one bottom Post Connector

Posts

- Posts have a steel core with a polypropylene exterior to provide strength and durability.
- Posts define the height of the shelving unit and are measured with the leveling foot fully engaged.
- Traverses snap onto the molded-in dovetails on the posts. Shelves will sit 4" (100 mm) apart between each dovetail.


Posts for Mobile Camshelving

- Mobile Camshelving units require these posts.

Post for Stationary unit

Post for Mobile unit

Post Connectors



- Post connectors hold two posts together and define the width of the unit.
- They are made of polypropylene and provide exceptional cross stabilization.

Post Kit



SHELF KIT – Two Traverses and Shelf Plates to fit the length of the Traverses

Traverses


- Traverses have a steel core with a polypropylene exterior to provide strength and durability.
- Traverses define the length of the unit.
- Traverses snap onto the dovetails on posts.
- Shelf plates are placed on the traverses. Two traverses are required to build one shelf.

Shelf Plates

- Shelf plates are made of polypropylene.
- Available in solid and vented.



Shelf Kit




Corner Connector Set

- Corner connectors attach a basic unit to a second unit in a 90° angle or between two units to form a U shape.
- A set of corner connectors are needed for each shelf.
- When using corner connectors, weight bearing capacity will decrease to 400 lbs. (180 Kg) per shelf.

* Corner connectors are recommended for use on traverses equal to or shorter than 48" (1220 mm), and covered by U.S. Patent D498,664S.


Casters

A variety of casters are available for mobile or high density units.



Dunnage Stand


- Recommended for heavy usage.
- Increases weight bearing capacity to 1000 lbs. (454 kg) on the bottom shelf of units 54" (1380 mm) or longer.



* Dunnage stands are covered by U.S. Patent US 6,981,454B2.

Fence System

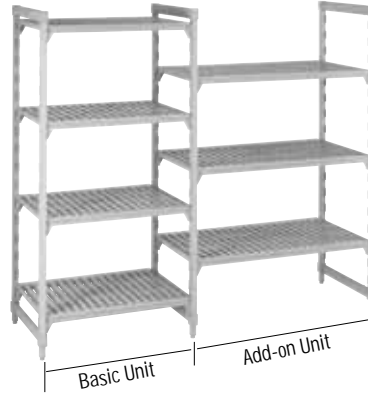
- Ideal for use on Camshelving stationary or mobile units to prevent stored items from falling off.
- Available in any length and two heights.



MAXIMIZE SPACE UTILIZATION

Basic Unit

Camshelving components can be combined to form a single unit in a wide range of sizes.

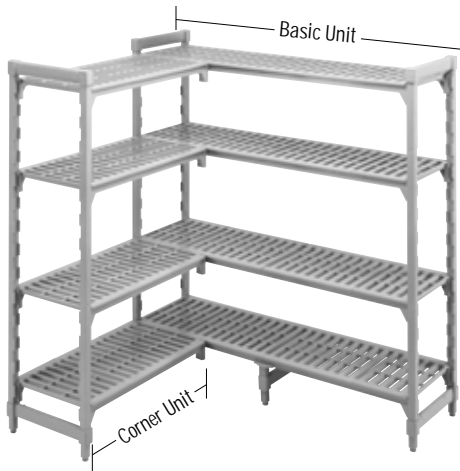


Add-On Unit

When adding on to a basic unit, the traverses on the first and second unit share the middle post.

As a result, only two additional posts, instead of four posts or any add-on clips, are needed.

This simplifies assembly and reduces costs without any loss of weight bearing capacity.



Corner Unit and U Shape Units

Use a set of corner connectors on each shelf to attach an add-on unit to a basic unit to form a 90° angle. Form a U Shape by using a set of corner connectors on both ends of each shelf to attach shelves between two basic units.

Corner connectors snap onto the traverse of the first unit.

The traverses snap onto the dovetail on the corner connectors just like they snap onto the dovetails on the posts.



Mobile Unit

Mobile Camshelving units can be built by using Posts for mobile units and inserting casters. Mobile units allow ease of moving shelving in storage areas. Mobile units are not designed to serve as transport carts.



High Density Storage

Make storage space more efficient with Camshelving high density storage.

The Camshelving high performance casters lock into position to go in only one direction.

Since the caster controls the direction the unit can travel, no stationary units with a top rail tracking device are needed.

Seismic Foot

Available to bolt a post to the floor for a more stable base in geographic regions where earthquakes can occur or on cruise ships. Screws not included.



Wall Fastener

Available to fasten a unit to a wall as a safety precaution in geographic regions where earthquakes can occur or on cruise ships. Screws not included.




Identification Tag

Easily clip onto traverses to help identify stored items. Made of PVC. Includes 12 HACCP labels. Available in 3" and 6" length.



Donut Bumper

3/2" (90 mm) Bumper can be used on mobile Camshelving to protect the shelving if bumped.




CAMSHELVING® ASSEMBLY

Camshelving is covered by EU Patent #0686817



DO NOT USE A METAL HAMMER FOR ASSEMBLY.

EASY TO ASSEMBLE! ONE STEP SLIDE ON ASSEMBLY.



Traverse slides easily down onto dovetail.

62

View Camshelving Assembly Video at www.cambro.com

1

Connect 2 posts using a set of post connectors (a set includes a top and bottom post connector). Repeat for second side of unit.

USE A RUBBER MALLET TO ENSURE PROPER ASSEMBLY.



2

Center the bottom of the traverse dovetails with the dovetails on the posts. Slide smoothly into position.



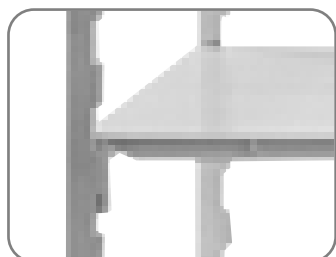
3

Place shelf plates on traverses. Add additional traverses and shelf plates to complete the unit desired.



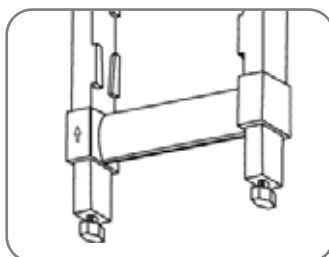
4

Add an additional unit by connecting two more posts with post connectors and then setting traverses onto the dovetails on the posts. The traverses on the first and second unit share the middle post. Place shelf plates on traverses to complete the second unit. Add an additional unit in a 90° corner using corner connectors.



Easy to adjust shelves:

To adjust, remove shelf plates and traverses and reset as desired. No need to disassemble the entire unit. Shelves can be adjusted in 4" (100 mm) increments.



Easy to adjust foot:

Handle irregularities on the floor by easily adjusting the foot.



Prior to loading:

Accurately level the entire unit by adjusting the feet.

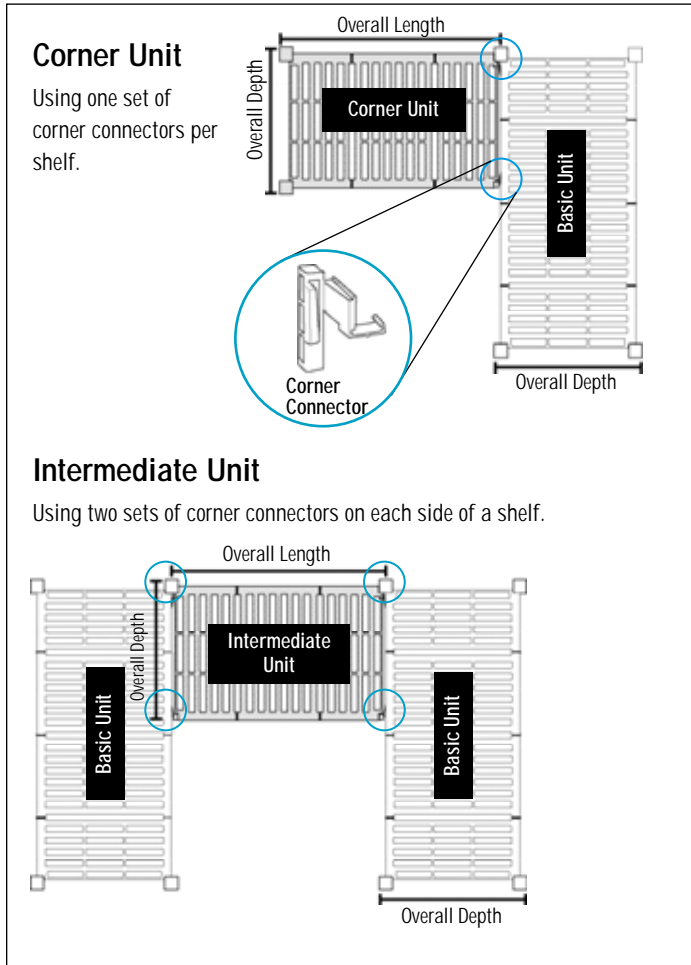
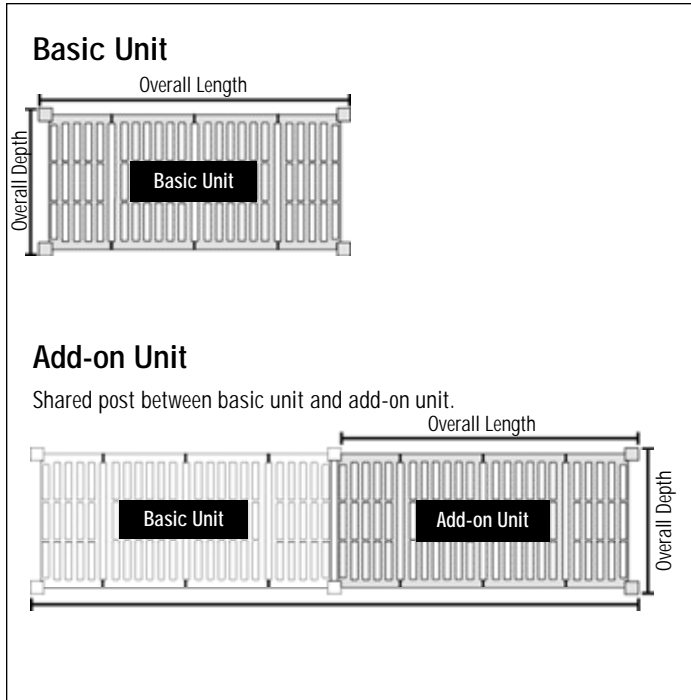
LEVEL ENTIRE UNIT BEFORE LOADING

CAMSHELVING® CONFIGURATION DETAILS

The following charts are provided to assist in developing a footprint for your storage area or in determining your actual shelf space.

Traverse measurements are based on outside or overall unit length measurement which includes the posts.

The overall length varies slightly when using a basic unit, add-on unit, intermediate unit or corner unit. These variations are outlined below.



UNIT	BASIC UNIT OVERALL LENGTH	ADD-ON UNIT OVERALL LENGTH	BASIC + ADD-ON UNIT OVERALL LENGTH
24" (610 mm)	24" (610 mm)	22 1/4" (565 mm)	46 1/4" (1175 mm)
30" (760 mm)	30" (760 mm)	28 1/4" (720 mm)	58 1/4" (1480 mm)
36" (910 mm)	36" (910 mm)	34 1/4" (870 mm)	70 1/4" (1780 mm)
42" (1070 mm)	42" (1070 mm)	40 1/4" (1025 mm)	82 1/4" (2095 mm)
48" (1220 mm)	48" (1220 mm)	46 1/4" (1175 mm)	94" (2388 mm)
54" (1380 mm)	54" (1380 mm)	52 1/4" (1330 mm)	106 1/4" (2710 mm)
60" (1530 mm)	60" (1530 mm)	58 1/4" (1480 mm)	118 1/4" (3010 mm)
72" (1830 mm)	72" (1830 mm)	70 1/4" (1790 mm)	142 1/4" (3620 mm)

UNIT	CORNER UNIT OVERALL LENGTH	INTERMEDIATE UNIT OVERALL LENGTH
24" (610 mm)	23" (585 mm)	22" (560 mm)
30" (760 mm)	29" (740 mm)	28" (715 mm)
36" (910 mm)	35" (890 mm)	34" (865 mm)
42" (1070 mm)	41" (1045 mm)	40" (1020 mm)
48" (1220 mm)	47" (1195 mm)	46" (1170 mm)
54" (1380 mm)	53" (1350 mm)	52" (1325 mm)
60" (1530 mm)	59" (1500 mm)	58" (1475 mm)
72" (1830 mm)	71" (1805 mm)	70" (1780 mm)





Shelf Spacing

Dovetails are spaced every 4" (100 mm)







POST HEIGHT	NUMBER OF POSITIONS PER POST	POST HEIGHT	NUMBER OF POSITIONS PER POST
Stationary		Mobile	
32" (820 mm)	6	35" (890 mm)	6
56" (1430 mm)	12	59" (1500 mm)	12
64" (1630 mm)	14	67" (1700 mm)	14
72" (1830 mm)	16	75" (1910 mm)	16
84" (2140 mm)	19		






STATIONARY POST KITS AND ACCESSORIES

Stationary Post Kits					
HEIGHT	WIDTH	14"	18"	21"	24"
		360 mm	460 mm	540 mm	610 mm
32" 820 mm	CODE	CSPK1432	CSPK1832	CSPK2132	CSPK2432
	CASE LBS. (CUBE)	8.45 (0.32)	8.80 (0.32)	9.10 (0.32)	9.50 (0.32)
	CASE KG (CUBE M ³)	3,83 (0,0091)	3,99 (0,0091)	4,13 (0,0091)	4,31 (0,0091)
	LIST PRICE KIT	\$ 54.75	\$ 58.60	\$ 60.75	\$ 61.50
56" 1430 mm	CODE	CSPK1456	CSPK1856	CSPK2156	CSPK2456
	CASE LBS. (CUBE)	13.45 (0.41)	13.80 (0.41)	14.10 (0.41)	14.50 (0.41)
	CASE KG (CUBE M ³)	6,10 (0,0116)	6,26 (0,0116)	6,40 (0,0116)	6,58 (0,0116)
	LIST PRICE KIT	\$ 74.80	\$ 78.65	\$ 80.85	\$ 81.55
64" 1630 mm	CODE	CSPK1464	CSPK1864	CSPK2164	CSPK2464
	CASE LBS. (CUBE)	15.45 (0.46)	15.80 (0.46)	16.10 (0.46)	16.50 (0.46)
	CASE KG (CUBE M ³)	7,0 (0,0130)	7,17 (0,0130)	7,30 (0,0130)	7,48 (0,0130)
	LIST PRICE KIT	\$ 81.65	\$ 85.45	\$ 87.65	\$ 88.30
72" 1830 mm	CODE	CSPK1472	CSPK1872	CSPK2172	CSPK2472
	CASE LBS. (CUBE)	17.20 (0.52)	17.05 (0.46)	17.85 (0.52)	18.25 (0.52)
	CASE KG (CUBE M ³)	7,80 (0,0147)	7,96 (0,0147)	8,10 (0,0147)	8,28 (0,0147)
	LIST PRICE KIT	\$ 83.55	\$ 87.35	\$ 89.45	\$ 90.25
84" 2140 mm	CODE	CSPK1484	CSPK1884	CSPK2184	CSPK2484
	CASE LBS. (CUBE)	19.95 (0.61)	19.63 (0.57)	20.60 (0.61)	21.00 (0.61)
	CASE KG (CUBE M ³)	9,05 (0,0173)	9,21 (0,0173)	9,34 (0,0173)	9,52 (0,0173)
	LIST PRICE KIT	\$ 97.05	\$ 100.95	\$ 103.00	\$ 103.80









Case Pack: 1. Color: Speckled Gray (480).

Dunnage Stands					
HEIGHT	WIDTH	14"	18"	21"	24"
		360 mm	460 mm	540 mm	610 mm
6 1/2" 165 mm	CODE	CSDS14	CSDS18	CSDS21	CSDS24
	CASE LBS. (CUBE)	2.60 (0.18)	2.90 (0.22)	3.10 (0.26)	3.30 (0.30)
	CASE KG (CUBE M ³)	1,20 (0,0050)	1,30 (0,0062)	1,40 (0,0074)	1,50 (0,0085)
	LIST PRICE KIT	\$ 54.60	\$ 56.35	\$ 57.80	\$ 59.25

Case Pack: 1. Color: Speckled Gray (480).









Accessories						
		Seismic Foot	Wall Fastener	Corner Connectors	Id Tag 6"	Id Tag 3"
CODE	CSEQ3	CSWF	CSCC	CSID	CSID3	
DESCRIPTION	Seismic Foot	Wall Fastener	90° left & right	6" ID Tag	3" ID Tag	
COLOR	Silver	Silver	Speckled Gray (480)	White/Clear	White/Clear	
SIZE L x W x H	4" x 3 3/4" x 2 5/16" (100 x 85 x 60 mm)	17" x 1 7/8" x 1 1/16" (432 x 48 x 40 mm)	—	1" x 6" (25 x 150 mm)	1" x 3" (25 x 80 mm)	
CASE LBS. (CUBE)	0.38 (0.04)	19.08 (0.12)	0.38 (0.05)	0.74 (0.28)	0.74 (0.28)	
CASE KG (CUBE M ³)	0,017 (0,011)	8,65 (0,0034)	0,017 (0,014)	0,35 (0,0079)	0,35 (0,0079)	
CASE PACK	4 each	4 each	1 set of 2 parts	12 each	12 each	
LIST PRICE EA.	\$ 30.00	\$ 25.00	\$ 5.00 each set	\$ 2.25	\$ 2.25	

SOLID SHELF KITS

									
WIDTH	LENGTH	24"	30"	36"	42"	48"	54"	60"	72"
		610 mm	760 mm	910 mm	1070 mm	1220 mm	1380 mm	1530 mm	1830 mm
14" 360 mm	CODE	CS1424SK	CS1430SK	CS1436SK	CS1442SK	CS1448SK	CS1454SK	CS1460SK	CS1472SK
	CASE LBS. (CUBE)	7.79 (0.83)	9.62 (0.83)	11.45 (0.83)	13.29 (0.97)	15.11 (1.06)	16.94 (1.24)	18.29 (1.38)	22.20 (1.66)
	CASE KG (CUBE M³)	3.53 (0,0235)	4.36 (0,0235)	5.19 (0,0235)	6,03 (0,0274)	6,85 (0,0300)	7,68 (0,035)	18,30 (0,0390)	10,07 (0,0470)
	LIST PRICE KIT	\$ 51.55	\$ 64.00	\$ 71.15	\$ 81.90	\$ 90.30	\$ 101.00	\$ 108.95	\$ 127.80
18" 460 mm	CODE	CS1824SK	CS1830SK	CS1836SK	CS1842SK	CS1848SK	CS1854SK	CS1860SK	CS1872SK
	CASE LBS. (CUBE)	8.34 (0.83)	10.20 (0.83)	12.06 (0.83)	14.40 (0.97)	15.78 (1.06)	18.12 (1.24)	19.95 (1.38)	23.91 (1.66)
	CASE KG (CUBE M³)	3,78 (0,0235)	4,63 (0,0235)	5,47 (0,0235)	6,53 (0,0274)	7,16 (0,0300)	8,22 (0,0351)	9,05 (0,0390)	10,84 (0,0470)
	LIST PRICE KIT	\$ 54.10	\$ 66.55	\$ 74.05	\$ 88.60	\$ 93.35	\$ 108.00	\$ 118.25	\$ 137.25
21" 540 mm	CODE	CS2124SK	CS2130SK	CS2136SK	CS2142SK	CS2148SK	CS2154SK	CS2160SK	CS2172SK
	CASE LBS. (CUBE)	9.14 (0.83)	11.28 (0.83)	13.42 (0.83)	16.17 (0.97)	17.71 (1.06)	20.46 (1.24)	21.45 (1.89)	27.19 (1.66)
	CASE KG (CUBE M³)	4,14 (0,0235)	5,12 (0,0235)	6,09 (0,0235)	7,33 (0,0274)	8,03 (0,0300)	9,28 (0,0351)	10,27 (0,039)	12,33 (0,0470)
	LIST PRICE KIT	\$ 60.20	\$ 75.30	\$ 84.20	\$ 100.00	\$ 107.65	\$ 123.40	\$ 134.35	\$ 157.45
24" 610 mm	CODE	CS2424SK	CS2430SK	CS2436SK	CS2442SK	CS2448SK	CS2454SK	CS2460SK	CS2472SK
	CASE LBS. (CUBE)	9.27 (0.83)	11.61 (0.83)	13.95 (0.83)	16.40 (0.97)	17.38 (1.32)	21.08 (1.24)	22.96 (1.38)	27.89 (1.66)
	CASE KG (CUBE M³)	4,20 (0,0235)	5,27 (0,0235)	6,33 (0,0235)	7,44 (0,0274)	8,45 (0,0300)	9,56 (0,0351)	10,41 (0,039)	12,65 (0,0470)
	LIST PRICE KIT	\$ 64.05	\$ 79.10	\$ 88.80	\$ 102.85	\$ 112.70	\$ 126.85	\$ 137.55	\$ 161.25






Case Pack: 1. Color: Speckled Gray (480).

VENTED SHELF KITS

									
WIDTH	LENGTH	24"	30"	36"	42"	48"	54"	60"	72"
		610 mm	760 mm	910 mm	1070 mm	1220 mm	1380 mm	1530 mm	1830 mm
14" 360 mm	CODE	CS1424VK	CS1430VK	CS1436VK	CS1442VK	CS1448VK	CS1454VK	CS1460VK	CS1472VK
	CASE LBS. (CUBE)	8.34 (0.87)	9.16 (0.83)	10.43 (1.30)	12.66 (0.97)	14.35 (1.06)	16.12 (1.24)	17.39 (1.38)	19.62 (2.30)
	CASE KG (CUBE M³)	3,37 (0,0235)	4,15 (0,0235)	4,94 (0,0235)	5,74 (0,0274)	6,51 (0,0300)	7,31 (0,0351)	7,89 (0,0390)	9,57 (0,0470)
	LIST PRICE KIT	\$ 50.25	\$ 62.55	\$ 69.25	\$ 79.30	\$ 87.85	\$ 97.75	\$ 104.85	\$ 123.20
18" 460 mm	CODE	CS1824VK	CS1830VK	CS1836VK	CS1842VK	CS1848VK	CS1854VK	CS1860VK	CS1872VK
	CASE LBS. (CUBE)	12.82 (1.60)	9.69 (0.83)	11.44 (0.83)	12.82 (1.60)	14.94 (1.06)	17.12 (1.24)	18.80 (1.38)	21.29 (2.32)
	CASE KG (CUBE M³)	3,60 (0,0235)	4,40 (0,0235)	5,19 (0,0235)	6,18 (0,0274)	6,78 (0,0300)	7,76 (0,0351)	8,53 (0,0390)	10,23 (0,0470)
	LIST PRICE KIT	\$ 51.60	\$ 63.80	\$ 70.70	\$ 84.35	\$ 89.30	\$ 102.90	\$ 112.25	\$ 130.50
21" 540 mm	CODE	CS2124VK	CS2130VK	CS2136VK	CS2142VK	CS2148VK	CS2154VK	CS2160VK	CS2172VK
	CASE LBS. (CUBE)	8.66 (0.83)	10.67 (0.83)	12.68 (0.83)	15.23 (0.97)	15.17 (1.35)	19.25 (1.24)	19.74 (1.89)	25.53 (1.66)
	CASE KG (CUBE M³)	3,93 (0,0235)	4,84 (0,0235)	5,75 (0,0235)	6,91 (0,0274)	7,57 (0,0300)	8,73 (0,0351)	9,64 (0,0390)	11,58 (0,0470)
	LIST PRICE KIT	\$ 57.80	\$ 71.65	\$ 79.85	\$ 95.40	\$ 101.25	\$ 116.80	\$ 127.45	\$ 148.65
24" 610 mm	CODE	CS2424VK	CS2430VK	CS2436VK	CS2442VK	CS2448VK	CS2454VK	CS2460VK	CS2472VK
	CASE LBS. (CUBE)	8.73 (0.83)	10.92 (0.83)	13.45 (1.30)	15.31 (0.97)	17.50 (1.06)	19.70 (1.24)	21.32 (1.38)	25.96 (1.66)
	CASE KG (CUBE M³)	3,96 (0,0235)	4,95 (0,0235)	5,95 (0,0235)	6,94 (0,0274)	7,94 (0,0300)	8,93 (0,0351)	9,67 (0,0390)	11,77 (0,0470)
	LIST PRICE KIT	\$ 59.15	\$ 73.65	\$ 82.80	\$ 96.70	\$ 105.80	\$ 118.75	\$ 128.35	\$ 151.15

Case Pack: 1. Color: Speckled Gray (480).

VENTED STARTER UNITS 18" WIDTH

WIDTH 18" 460 mm						
HEIGHT	LENGTH	36" 910 mm	42" 1070 mm	48" 1220 mm	54" 1380 mm	60" 1530 mm
64" 1630 mm	CODE - 4 SHELVES	CSU48366	CSU48426	CSU48486	CSU48546	CSU48606
	CASE LBS. (CUBE)	77.36 (5.32)	86.08 (5.32)	91.36 (5.32)	100.08 (5.32)	106.80 (5.32)
	CASE KG (CUBE M ³)	35,09 (0,150)	39,04 (0,150)	41,44 (0,1506)	46,00 (0,1506)	48,44 (0,1506)
	LIST PRICE KIT	\$ 453.70	\$ 508.30	\$ 528.10	\$ 582.50	\$ 619.90
64" 1630 mm	CODE - 5 SHELVES	CSU58366	CSU58426	CSU58486	CSU58546	CSU58606
	CASE LBS. (CUBE)	88.80 (5.32)	99.70 (5.32)	106.30 (5.32)	117.20 (5.32)	125.60 (5.32)
	CASE KG (CUBE M ³)	40,28 (0,150)	45,22 (0,150)	48,21 (0,1506)	(0,1506)	56,97 (0,1506)
	LIST PRICE KIT	\$ 524.40	\$ 592.65	\$ 617.40	\$ 685.40	\$ 732.15
72" 1830 mm	CODE - 4 SHELVES	CSU48367	CSU48427	CSU48487	CSU48547	CSU48607
	CASE LBS. (CUBE)	75.67 (5.66)	82.67 (5.56)	89.33 (5.68)	103.58 (5.32)	100.67 (5.76)
	CASE KG (CUBE M ³)	36,04 (0,1506)	40,00 (0,1506)	42,39 (0,1506)	47,00 (0,1506)	49,40 (0,1506)
	LIST PRICE KIT	\$ 457.50	\$ 512.10	\$ 531.90	\$ 586.30	\$ 623.70
72" 1830 mm	CODE - 5 SHELVES	CSU58367	CSU58427	CSU58487	CSU58547	CSU58607
	CASE LBS. (CUBE)	90.90 (5.32)	101.80 (5.32)	108.40 (5.32)	120.70 (5.32)	127.70 (5.32)
	CASE KG (CUBE M ³)	41,23 (0,150)	46,17 (0,150)	49,17 (0,1506)	55,00 (0,1506)	57,92 (0,1506)
	LIST PRICE KIT	\$ 528.20	\$ 596.45	\$ 621.20	\$ 689.20	\$ 735.95






Case Pack: 1.

Color/InStock Color: Speckled Gray (480).

Dimensions provided with line drawings above are actual dimensions.

66

VENTED ADD-ON UNITS






WIDTH 18" 460 mm						
HEIGHT	LENGTH	36" 910 mm	42" 1070 mm	48" 1220 mm	54" 1380 mm	60" 1530 mm
64" 1630 mm	CODE - 4 SHELVES	CSA48366	CSA48426	CSA48486	CSA48546	CSA48606
	CASE LBS. (CUBE)	61.56 (5.32)	70.28 (5.32)	75.56 (5.32)	84.28 (5.32)	91.00 (5.32)
	CASE KG (CUBE M ³)	27,92 (0,1506)	31,88 (0,1506)	34,27 (0,1506)	38,50 (0,1506)	41,28 (0,1506)
	LIST PRICE KIT	\$ 368.25	\$ 422.85	\$ 442.65	\$ 497.05	\$ 534.45
64" 1630 mm	CODE - 5 SHELVES	CSA58366	CSA58426	CSA58486	CSA58546	CSA58606
	CASE LBS. (CUBE)	73.00 (5.32)	83.90 (5.32)	90.50 (5.32)	101.40 (5.32)	109.80 (5.32)
	CASE KG (CUBE M ³)	33,11 (0,1506)	38,06 (0,1506)	41,05 (0,1506)	46,00 (0,1506)	49,80 (0,1506)
	LIST PRICE KIT	\$ 438.95	\$ 507.20	\$ 531.95	\$ 599.95	\$ 646.70
72" 1830 mm	CODE - 4 SHELVES	CSA48367	CSA48427	CSA48487	CSA48547	CSA48607
	CASE LBS. (CUBE)	61.91 (5.32)	70.63 (5.32)	75.91 (5.32)	86.03 (5.32)	91.35 (5.32)
	CASE KG (CUBE M ³)	28,08 (0,1506)	32,04 (0,1506)	34,43 (0,1506)	39,00 (0,1506)	41,44 (0,1506)
	LIST PRICE KIT	\$ 370.15	\$ 424.75	\$ 444.55	\$ 498.95	\$ 536.35
72" 1830 mm	CODE - 5 SHELVES	CSA58367	CSA58427	CSA58487	CSA58547	CSA58607
	CASE LBS. (CUBE)	73.35 (5.32)	84.25 (5.32)	90.85 (5.32)	103.15 (5.32)	110.15 (5.32)
	CASE KG (CUBE M ³)	33,27 (0,1506)	38,21 (0,1506)	41,21 (0,1506)	47,00 (0,1506)	49,96 (0,1506)
	LIST PRICE KIT	\$ 440.85	\$ 509.10	\$ 533.85	\$ 601.85	\$ 648.60

Case Pack: 1.

Color: Speckled Gray (480).

Dimensions provided with line drawings above are actual dimensions.

VENTED STARTER UNITS 21" WIDTH






WIDTH 21" 540 mm						
HEIGHT	LENGTH	36"	42"	48"	54"	60"
		910 mm	1070 mm	1220 mm	1380 mm	1530 mm
64" 1630 mm	CODE - 4 SHELVES	CSU41366	CSU41426	CSU41486	CSU41546	CSU41606
	CASE LBS. (CUBE)	82.92 (7.30)	93.12 (7.30)	98.96 (7.30)	109.20 (7.30)	117.24 (7.30)
	CASE KG (CUBE M ³)	37,61 (0,200)	42,24 (0,200)	44,89 (0,2007)	49,53 (0,2007)	53,18 (0,2007)
	LIST PRICE KIT	\$ 494.70	\$ 556.90	\$ 580.30	\$ 642.50	\$ 685.10
64" 1630 mm	CODE - 5 SHELVES	CSU51366	CSU51426	CSU51486	CSU51546	CSU51606
	CASE LBS. (CUBE)	95.60 (7.30)	108.35 (7.30)	115.65 (7.30)	128.45 (7.30)	138.50 (7.30)
	CASE KG (CUBE M ³)	43,36 (0,200)	49,15 (0,200)	52,46 (0,2007)	58,26 (0,2007)	62,82 (0,2007)
	LIST PRICE KIT	\$ 574.55	\$ 652.30	\$ 681.55	\$ 759.30	\$ 812.55
72" 1830 mm	CODE - 4 SHELVES	CSU41367	CSU41427	CSU41487	CSU41547	CSU41607
	CASE LBS. (CUBE)	86.42 (7.30)	96.62 (7.30)	102.46 (7.30)	112.70 (7.30)	94.50 (7.04)
	CASE KG (CUBE M ³)	39,20 (0,200)	43,83 (0,200)	46,48 (0,2007)	51,12 (0,2007)	54,77 (0,2007)
	LIST PRICE KIT	\$ 498.30	\$ 560.50	\$ 583.90	\$ 646.10	\$ 688.70
72" 1830 mm	CODE - 5 SHELVES	CSU51367	CSU51427	CSU51487	CSU51547	CSU51607
	CASE LBS. (CUBE)	99.10 (7.30)	111.85 (7.30)	119.15 (7.30)	131.95 (7.30)	142.00 (7.30)
	CASE KG (CUBE M ³)	44,95 (0,200)	50,74 (0,200)	54,05 (0,2007)	59,85 (0,2007)	64,41 (0,2007)
	LIST PRICE KIT	\$ 578.15	\$ 655.90	\$ 685.15	\$ 762.90	\$ 815.15

Case Pack: 1.

Color/InStock Color: Speckled Gray (480).

Dimensions provided with line drawings above are actual dimensions.

VENTED ADD-ON UNITS






WIDTH 21" 540 mm						
HEIGHT	LENGTH	36"	42"	48"	54"	60"
		910 mm	1070 mm	1220 mm	1380 mm	1530 mm
64" 1630 mm	CODE - 4 SHELVES	CSA41366	CSA41426	CSA41486	CSA41546	CSA41606
	CASE LBS. (CUBE)	66.82 (7.30)	77.02 (7.30)	82.86 (7.30)	93.10 (7.30)	101.14 (7.30)
	CASE KG (CUBE M ³)	30,31 (0,2007)	34,94 (0,2007)	37,59 (0,2007)	42,23 (0,2007)	45,88 (0,2007)
	LIST PRICE KIT	\$ 407.05	\$ 469.25	\$ 492.65	\$ 554.85	\$ 597.45
64" 1630 mm	CODE - 5 SHELVES	CSA51366	CSA51426	CSA51486	CSA51546	CSA51606
	CASE LBS. (CUBE)	79.50 (7.30)	92.25 (7.30)	99.55 (7.30)	112.35 (7.30)	122.40 (7.30)
	CASE KG (CUBE M ³)	36,06 (0,2007)	41,84 (0,2007)	45,16 (0,2007)	50,96 (0,2007)	55,52 (0,2007)
	LIST PRICE KIT	\$ 486.90	\$ 564.65	\$ 593.90	\$ 671.65	\$ 724.90
72" 1830 mm	CODE - 4 SHELVES	CSA41367	CSA41427	CSA41487	CSA41547	CSA41607
	CASE LBS. (CUBE)	68.57 (7.30)	78.77 (7.30)	84.61 (7.30)	94.85 (7.30)	102.89 (7.30)
	CASE KG (CUBE M ³)	31,10 (0,2007)	35,73 (0,2007)	38,38 (0,2007)	43,02 (0,2007)	46,67 (0,2007)
	LIST PRICE KIT	\$ 408.85	\$ 471.05	\$ 494.45	\$ 556.65	\$ 599.25
72" 1830 mm	CODE - 5 SHELVES	CSA51367	CSA51427	CSA51487	CSA51547	CSA51607
	CASE LBS. (CUBE)	81.25 (7.30)	94.00 (7.30)	101.30 (7.30)	114.10 (7.30)	124.15 (7.30)
	CASE KG (CUBE M ³)	36,86 (0,2007)	42,64 (0,2007)	45,95 (0,2007)	51,76 (0,2007)	56,31 (0,2007)
	LIST PRICE KIT	\$ 488.70	\$ 566.45	\$ 595.70	\$ 673.45	\$ 726.70

Case Pack: 1.

Color: Speckled Gray (480).

Dimensions provided with line drawings above are actual dimensions.

VENTED STARTER UNITS 24" WIDTH






WIDTH 24" 610 mm						
HEIGHT	LENGTH	36" 910 mm	42" 1070 mm	48" 1220 mm	54" 1380 mm	60" 1530 mm
64" 1630 mm	CODE - 4 SHELVES	CSU44366	CSU44426	CSU44486	CSU44546	CSU44606
	CASE LBS. (CUBE)	85.44 (8.28)	94.24 (8.28)	103.00 (8.28)	111.80 (8.28)	118.28 (8.28)
	CASE KG (CUBE M ³)	38,75 (0,200)	42,75 (0,200)	46,72 (0,2007)	51,00 (0,2007)	53,65 (0,2007)
	LIST PRICE KIT	\$ 507.80	\$ 563.40	\$ 599.80	\$ 651.60	\$ 690.00
64" 1630 mm	CODE - 5 SHELVES	CSU54366	CSU54426	CSU54486	CSU54546	CSU54606
	CASE LBS. (CUBE)	98.55 (8.28)	109.55 (8.28)	120.50 (8.28)	131.50 (8.28)	139.60 (8.28)
	CASE KG (CUBE M ³)	44,70 (0,200)	49,69 (0,200)	54,66 (0,2007)	60,00 (0,2007)	63,32 (0,2007)
	LIST PRICE KIT	\$ 590.60	\$ 660.10	\$ 705.60	\$ 770.35	\$ 818.35
72" 1830 mm	CODE - 4 SHELVES	CSU44367	CSU44427	CSU44487	CSU44547	CSU44607
	CASE LBS. (CUBE)	86.00 (8.06)	93.00 (8.20)	101.00 (7.88)	115.30 (8.28)	117.00 (8.28)
	CASE KG (CUBE M ³)	40,34 (0,200)	44,33 (0,200)	48,31 (0,2007)	52,50 (0,2007)	55,24 (0,2007)
	LIST PRICE KIT	\$ 511.70	\$ 567.30	\$ 603.70	\$ 655.50	\$ 693.90
72" 1830 mm	CODE - 5 SHELVES	CSU54367	CSU54427	CSU54487	CSU54547	CSU54607
	CASE LBS. (CUBE)	86.00 (8.06)	113.05 (8.28)	116.50 (8.17)	124.00 (8.28)	135.00 (8.78)
	CASE KG (CUBE M ³)	46,49 (0,200)	51,28 (0,200)	56,25 (0,2007)	62,50 (0,2007)	64,91 (0,2007)
	LIST PRICE KIT	\$ 594.50	\$ 664.00	\$ 709.50	\$ 774.25	\$ 822.25

Case Pack: 1.

Color/InStock Color: Speckled Gray (480).

Dimensions provided with line drawings above are actual dimensions.

VENTED ADD-ON UNITS

WIDTH 24" 610 mm						
HEIGHT	LENGTH	36" 910 mm	42" 1070 mm	48" 1220 mm	54" 1380 mm	60" 1530 mm
64" 1630 mm	CODE - 4 SHELVES	CSA44366	CSA44426	CSA44486	CSA44546	CSA44606
	CASE LBS. (CUBE)	68.94 (8.28)	77.74 (8.28)	86.50 (8.28)	95.30 (8.28)	101.78 (8.28)
	CASE KG (CUBE M ³)	31,27 (0,2007)	35,26 (0,2007)	39,24 (0,2007)	43,50 (0,2007)	46,17 (0,2007)
	LIST PRICE KIT	\$ 419.50	\$ 475.10	\$ 511.50	\$ 563.30	\$ 601.70
64" 1630 mm	CODE - 5 SHELVES	CSA54366	CSA54426	CSA54486	CSA54546	CSA54606
	CASE LBS. (CUBE)	82.05 (8.28)	93.05 (8.28)	104.00 (8.28)	115.00 (8.28)	123.10 (8.28)
	CASE KG (CUBE M ³)	37,22 (0,2007)	42,21 (0,2007)	47,17 (0,2007)	52,50 (0,2007)	55,84 (0,2007)
	LIST PRICE KIT	\$ 502.30	\$ 571.80	\$ 617.30	\$ 682.05	\$ 730.05
72" 1830 mm	CODE - 4 SHELVES	CSA44367	CSA44427	CSA44487	CSA44547	CSA44607
	CASE LBS. (CUBE)	70.69 (8.28)	79.49 (8.28)	86.67 (8.19)	97.05 (8.28)	100.00 (8.49)
	CASE KG (CUBE M ³)	32,06 (0,2007)	36,06 (0,2007)	40,03 (0,2007)	44,00 (0,2007)	46,96 (0,2007)
	LIST PRICE KIT	\$ 421.45	\$ 477.05	\$ 513.45	\$ 565.25	\$ 603.65
72" 1830 mm	CODE - 5 SHELVES	CSA54367	CSA54427	CSA54487	CSA54547	CSA54607
	CASE LBS. (CUBE)	83.80 (8.28)	94.80 (8.28)	105.75 (8.28)	116.75 (8.28)	124.85 (8.28)
	CASE KG (CUBE M ³)	38,01 (0,2007)	43,0 (0,2007)	47,97 (0,2007)	53,00 (0,2007)	56,63 (0,2007)
	LIST PRICE KIT	\$ 504.25	\$ 573.75	\$ 619.25	\$ 684.00	\$ 732.00

Case Pack: 1.

Color: Speckled Gray (480).

Dimensions provided with line drawings above are actual dimensions.

84" SHELVING

DUE TO HEAVY WEIGHT OF 84" SHELVING, STARTER AND ADD-ON UNITS WILL BE SHIPPED IN TWO SEPARATE CARTONS. OVERALL SHIPPING WEIGHT AND DIMENSIONS CONSIST OF POST KIT AND SHELF KIT BOXES COMBINED.



84" Camshelving provides maximum storage capacity in limited space. Ideal for operations with high product turnover and extensive menu offerings. Add a dunnage stand for greater stability and weight bearing capability.

VENTED STARTER UNITS 24" WIDTH

WIDTH 24" 610 mm						
HEIGHT	LENGTH	36" 910 mm	42" 1070 mm	48" 1220 mm	54" 1380 mm	60" 1530 mm
	84" 2140 mm	CODE - 5 SHELVES	CSU54368PKG	CSU54428PKG	CSU54488PKG	CSU54548PKG
POST KIT BOX		Set of 2 Post Kits	Set of 2 Post Kits	Set of 2 Post Kits	Set of 2 Post Kits	Set of 2 Post Kits
CASE LBS. (CUBE)		40.8 (1.13)	40.8 (1.13)	40.8 (1.13)	40.8 (1.13)	40.8 (1.13)
CASE KG (CUBE M ³)		18,51 (0,032)	18,51 (0,032)	18,51 (0,032)	18,51 (0,032)	18,51 (0,032)
SHELF KIT BOX		Set of 5 Shelf Kits	Set of 5 Shelf Kits	Set of 5 Shelf Kits	Set of 5 Shelf Kits	Set of 5 Shelf Kits
CASE LBS. (CUBE)		60.6 (6.58)	73 (7.85)	80 (6.81)	91.2 (8.41)	101.6 (9.36)
	CASE KG (CUBE M ³)	27,49 (0,186)	33,11 (0,222)	36,29 (0,193)	41,37 (0,238)	46,08 (0,265)
	LIST PRICE KIT	\$ 621.60	\$ 691.10	\$ 736.60	\$ 801.35	\$ 849.35

Case Pack: Two cartons per unit.

Color: Speckled Gray (480).

Dimensions provided with line drawings above are actual dimensions.

VENTED ADD-ON UNITS

WIDTH 24" 610 mm						
HEIGHT	LENGTH	36" 910 mm	42" 1070 mm	48" 1220 mm	54" 1380 mm	60" 1530 mm
	84" 2140 mm	CODE - 5 SHELVES	CSA54368PKG	CSA54428PKG	CSA54488PKG	CSA54548PKG
POST KIT BOX		Set of 1 Post Kit	Set of 1 Post Kit	Set of 1 Post Kit	Set of 1 Post Kit	Set of 1 Post Kit
CASE LBS. (CUBE)		21 (0.61)	21 (0.61)	21 (0.61)	21 (0.61)	21 (0.61)
CASE KG (CUBE M ³)		9,52 (0,0173)	9,52 (0,0173)	9,52 (0,0173)	9,52 (0,0173)	9,52 (0,0173)
SHELF KIT BOX		Set of 5 Shelf Kits	Set of 5 Shelf Kits	Set of 5 Shelf Kits	Set of 5 Shelf Kits	Set of 5 Shelf Kits
CASE LBS. (CUBE)		60.6 (6.58)	73 (7.85)	80 (6.81)	91.2 (8.41)	101.6 (9.36)
	CASE KG (CUBE M ³)	27,49 (0,186)	33,11 (0,222)	36,29 (0,193)	41,37 (0,238)	46,08 (0,265)
	LIST PRICE KIT	\$ 517.80	\$ 587.30	\$ 632.80	\$ 697.55	\$ 745.55

Case Pack: Two cartons per unit.

Color: Speckled Gray (480).

Dimensions provided with line drawings above are actual dimensions.

SECURITY CAGE FOR CAMSHELVING®

The Security Cage for Camshelving® provides safe storage for valuables such as wine, champagne and spirits. Also ideal for personal items such as purses and backpacks. Unique modular design provides flexibility to retrofit one shelf at a time or an entire shelving unit.






Security Cage fits on US Standard Camshelving Units 24" wide, 48" in length and longer.



CODE	DIMENSIONS W X L X H	CASE LBS. (CUBE)	LIST PRICE EA.
CSSC2448	25½" x 42½" x 18"	31½ (5.73)	\$640.00







Case Pack: 1 Padlock not included.

MOBILE POST KITS & CASTERS

Mobile Post Kits				
Casters are not included and must be ordered separately.				
HEIGHT (with casters)	WIDTH	18"	21"	24"
		460 mm	540 mm	610 mm
35" 890 mm	CODE	CSPRK1835	CSPRK2135	CSPRK2435
	CASE LBS. (CUBE)	8.80 (0.32)	9.10 (0.32)	9.50 (0.32)
	CASE KG (CUBE M ³)	3,99 (0,0091)	4,13 (0,0091)	4,31 (0,0091)
	LIST PRICE KIT	\$ 60.60	\$ 62.70	\$ 63.45
59" 1500 mm	CODE	CSPRK1859	CSPRK2159	CSPRK2459
	CASE LBS. (CUBE)	13.80 (0.41)	14.10 (0.41)	14.50 (0.41)
	CASE KG (CUBE M ³)	6,26 (0,0116)	6,40 (0,0116)	6,58 (0,0116)
	LIST PRICE KIT	\$ 81.75	\$ 83.90	\$ 84.65
67" 1700 mm	CODE	CSPRK1867	CSPRK2167	CSPRK2467
	CASE LBS. (CUBE)	15.80 (0.46)	16.10 (0.46)	16.50 (0.46)
	CASE KG (CUBE M ³)	7,17 (0,0130)	7,30 (0,0130)	7,48 (0,0130)
	LIST PRICE KIT	\$ 88.85	\$ 91.00	\$ 91.65
75" 1910 mm	CODE	CSPRK1875	CSPRK2175	CSPRK2475
	CASE LBS. (CUBE)	17.55 (0.52)	17.85 (0.52)	17.32 (0.46)
	CASE KG (CUBE M ³)	7,96 (0,0147)	8,10 (0,0147)	8,28 (0,0147)
	LIST PRICE KIT	\$ 90.75	\$ 92.90	\$ 93.65

Case Pack: 1. Color: Speckled Gray (480).

Casters are not included and must be ordered separately.

Casters	Premium	Premium	Standard	Standard	Standard	Donut Bumper	
							
	DIAMETER	5"	5"	5"	5"	3 1/2"	
		127 mm	127 mm	127 mm	127 mm	90 mm	
	CODE	CSCSL	CSCTL	CSSB	CSCS	CSCR	CSRDB
	DESCRIPTION	Swivel with lock in one direction	Total Locking Caster	Swivel Chrome with Brake	Swivel Chrome Caster	Rigid Chrome Caster	Donut Bumper
	CASE LBS. (CUBE)	4.33 (0.17)	4.30 (0.17)	5.04 (0.17)	4.72 (0.17)	4.69 (0.17)	0.74 (0.05)
	CASE KG (CUBE M ³)	1,94 (0,005)	1,95 (0,005)	2,29 (0,005)	2,14 (0,005)	2,13 (0,005)	0,34 (0,001)
	LIST PRICE EACH	\$ 76.05	\$ 76.05	\$ 41.25	\$ 36.60	\$ 36.60	\$ 9.30







Caster Case Pack: 2.

Donut Bumper Case Pack: 4.

PREMIUM CASTERS The premium line is made with a zinc plated post and a non-marking polyurethane wheel. Recommended for use in wet areas or in walk-in refrigerators and freezers.







STANDARD CASTERS The standard casters are chrome plated and can be used for dry storage.

VENTED MOBILE STARTER UNITS







		Premium	Standard	Premium	Standard	Premium	Standard
WIDTH 18" 460 mm							
HEIGHT (with casters)	LENGTH	36"	36"	42"	42"	48"	48"
		910 mm	910 mm	1070 mm	1070 mm	1220 mm	1220 mm
67" 1700 mm	CODE - 4 SHELVES	CSUR48366	CSURS48366	CSUR48426	CSURS48426	CSUR48486	CSURS48486
	CASE LBS. (CUBE)	87.36 (6.12)	87.36 (6.12)	96.08 (6.12)	96.08 (6.12)	101.36 (6.12)	101.36 (6.12)
	CASE KG (CUBE M ³)	39,63 (0,173)	39,63 (0,173)	43,58 (0,173)	43,58 (0,173)	45,98 (0,173)	45,98 (0,173)
	LIST PRICE KIT	\$ 780.10	\$ 616.25	\$ 834.65	\$ 670.80	\$ 854.40	\$ 690.60
67" 1700 mm	CODE - 5 SHELVES	CSUR58366	CSURS58366	CSUR58426	CSURS58426	CSUR58486	CSURS58486
	CASE LBS. (CUBE)	98.80 (6.12)	98.80 (6.12)	109.70 (6.12)	109.70 (6.12)	116.30 (6.12)	116.30 (6.12)
	CASE KG (CUBE M ³)	44,82 (0,173)	44,82 (0,173)	49,76 (0,173)	49,76 (0,173)	52,75 (0,173)	52,75 (0,173)
	LIST PRICE KIT	\$ 850.75	\$ 686.95	\$ 919.00	\$ 755.15	\$ 943.65	\$ 779.80
75" 1910 mm	CODE - 4 SHELVES	CSUR48367	CSURS48367	CSUR48427	CSURS48427	CSUR48487	CSURS48487
	CASE LBS. (CUBE)	89.46 (6.12)	89.46 (6.12)	98.18 (6.12)	98.18 (6.12)	103.46 (6.12)	103.46 (6.12)
	CASE KG (CUBE M ³)	40,58 (0,173)	40,58 (0,173)	44,53 (0,173)	44,53 (0,173)	46,93 (0,173)	46,93 (0,173)
	LIST PRICE KIT	\$ 784.00	\$ 620.30	\$ 838.65	\$ 674.85	\$ 858.40	\$ 694.60
75" 1910 mm	CODE - 5 SHELVES	CSUR58367	CSURS58367	CSUR58427	CSURS58427	CSUR58487	CSURS58487
	CASE LBS. (CUBE)	100.90 (6.12)	100.90 (6.12)	111.80 (6.12)	111.80 (6.12)	118.40 (6.12)	118.40 (6.12)
	CASE KG (CUBE M ³)	45,77 (0,173)	45,77 (0,173)	50,71 (0,173)	50,71 (0,173)	53,71 (0,173)	53,71 (0,173)
	LIST PRICE KIT	\$ 854.70	\$ 690.95	\$ 922.95	\$ 759.20	\$ 947.70	\$ 783.85

Case Pack: 1. Color: Speckled Gray (480).

Premium Casters: include two non-corrosive swivel locking casters (CSCSL) and two total locking casters (CSCTL).
Standard Casters: include two swivel chrome casters (CSCS) and two swivel chrome with brakes (CSSB).

		Premium	Standard	Premium	Standard	Premium	Standard
WIDTH 21" 540 mm							
HEIGHT (with casters)	LENGTH	36"	36"	42"	42"	48"	48"
		910 mm	910 mm	1070 mm	1070 mm	1220 mm	1220 mm
67" 1700 mm	CODE - 4 SHELVES	CSUR41366	CSURS41366	CSUR41426	CSURS41426	CSUR41486	CSURS41486
	CASE LBS. (CUBE)	90.92 (7.17)	90.92 (7.17)	101.12 (7.17)	101.12 (7.17)	106.96 (7.17)	106.96 (7.17)
	CASE KG (CUBE M ³)	43,29 (0,203)	43,29 (0,203)	45,82 (0,203)	45,82 (0,203)	48,51 (0,203)	48,51 (0,203)
	LIST PRICE KIT	\$ 821.05	\$ 657.25	\$ 882.85	\$ 719.00	\$ 906.50	\$ 742.80
67" 1700 mm	CODE - 5 SHELVES	CSUR51366	CSURS51366	CSUR51426	CSURS51426	CSUR51486	CSURS51486
	CASE LBS. (CUBE)	105.60 (7.17)	103.66 (7.17)	116.35 (7.17)	116.35 (7.17)	123.65 (7.17)	123.65 (7.17)
	CASE KG (CUBE M ³)	46,99 (0,203)	46,99 (0,203)	52,78 (0,203)	52,78 (0,203)	56,09 (0,203)	56,09 (0,203)
	LIST PRICE KIT	\$ 900.95	\$ 737.20	\$ 978.20	\$ 814.40	\$ 1,007.80	\$ 844.05
75" 1910 mm	CODE - 4 SHELVES	CSUR41367	CSURS41367	CSUR41427	CSURS41427	CSUR41487	CSURS41487
	CASE LBS. (CUBE)	94.42 (7.17)	94.42 (7.17)	104.62 (7.17)	104.62 (7.17)	110.46 (7.17)	110.46 (7.17)
	CASE KG (CUBE M ³)	42,83 (0,203)	42,83 (0,203)	47,45 (0,203)	47,45 (0,203)	50,10 (0,203)	50,10 (0,203)
	LIST PRICE KIT	\$ 825.05	\$ 661.30	\$ 886.80	\$ 723.05	\$ 910.55	\$ 746.70
75" 1910 mm	CODE - 5 SHELVES	CSUR51367	CSURS51367	CSUR51427	CSURS51427	CSUR51487	CSURS51487
	CASE LBS. (CUBE)	107.10 (7.17)	107.10 (7.17)	119.85 (7.17)	119.85 (7.17)	127.15 (7.17)	127.15 (7.17)
	CASE KG (CUBE M ³)	48,58 (0,203)	48,58 (0,203)	54,36 (0,203)	54,36 (0,203)	57,67 (0,203)	57,67 (0,203)
	LIST PRICE KIT	\$ 904.95	\$ 741.20	\$ 982.20	\$ 818.35	\$ 1,011.85	\$ 848.00

VENTED MOBILE STARTER UNITS



		Premium	Standard	Premium	Standard	Premium	Standard
WIDTH 24" 610 mm							
HEIGHT (with casters)	LENGTH	36" 910 mm	36" 910 mm	42" 1070 mm	42" 1070 mm	48" 1220 mm	48" 1220 mm
67" 1700 mm	CODE - 4 SHELVES	CSUR44366	CSURS44366	CSUR44426	CSURS44426	CSUR44486	CSURS44486
	CASE LBS. (CUBE)	95.44 (8.01)	95.44 (8.01)	104.24 (8.01)	104.24 (8.01)	113.00 (8.01)	113.00 (8.01)
	CASE KG (CUBE M³)	43,29 (0,227)	43,29 (0,227)	47,28 (0,227)	47,28 (0,227)	51,26 (0,227)	51,26 (0,227)
	LIST PRICE KIT	\$ 834.30	\$ 670.50	\$ 889.60	\$ 725.80	\$ 926.05	\$ 762.40
67" 1700 mm	CODE - 5 SHELVES	CSUR54366	CSURS54366	CSUR54426	CSURS54426	CSUR54486	CSURS54486
	CASE LBS. (CUBE)	108.55 (8.01)	108.55 (8.01)	119.55 (8.01)	119.55 (8.01)	130.50 (8.01)	130.50 (8.01)
	CASE KG (CUBE M³)	49,24 (0,227)	49,24 (0,227)	54,23 (0,227)	54,23 (0,227)	59,19 (0,227)	59,19 (0,227)
	LIST PRICE KIT	\$ 917.05	\$ 753.25	\$ 986.35	\$ 822.50	\$ 1,031.95	\$ 868.10
75" 1910 mm	CODE - 4 SHELVES	CSUR44367	CSURS44367	CSUR44427	CSURS44427	CSUR44487	CSURS44487
	CASE LBS. (CUBE)	98.94 (8.01)	98.94 (8.01)	107.74 (8.01)	107.74 (8.01)	108.00 (8.16)	116.50 (8.01)
	CASE KG (CUBE M³)	44,88 (0,227)	44,88 (0,227)	48,87 (0,227)	48,87 (0,227)	52,84 (0,227)	52,84 (0,227)
	LIST PRICE KIT	\$ 838.20	\$ 674.45	\$ 893.65	\$ 729.80	\$ 930.15	\$ 766.25
75" 1910 mm	CODE - 5 SHELVES	CSUR54367	CSURS54367	CSUR54427	CSURS54427	CSUR54487	CSURS54487
	CASE LBS. (CUBE)	112.05 (8.01)	112.05 (8.01)	123.05 (8.01)	123.05 (8.01)	134.00 (8.01)	134.00 (8.01)
	CASE KG (CUBE M³)	50,83 (0,227)	50,83 (0,227)	55,82 (0,227)	55,82 (0,227)	60,78 (0,227)	60,78 (0,227)
	LIST PRICE KIT	\$ 921.00	\$ 757.30	\$ 990.25	\$ 826.55	\$ 1,035.90	\$ 872.15


Case Pack: 1. Color: Speckled Gray (480).

Premium Casters: include two non-corrosive swivel locking casters (CSCSL) and two total locking casters (CSCTL).

Standard Casters: include two swivel chrome casters (CSCS) and two swivel chrome with brakes (CSSB).

FENCE SYSTEM

PRODUCT	FITS	24"	30"	36"	42"	48"	54"	60"	72"
	Traverse	610 mm	760 mm	910 mm	1070 mm	1220 mm	1380 mm	1530 mm	1830 mm
Double Level Traverse Fence 4" (10 cm) 	CODE	CSFT242	CSFT302	CSFT362	CSFT422	CSFT482	CSFT542	CSFT602	CSFT722
	# OF BRACKETS	2	2	2	3	4	4	4	5
	# OF RODS	2	2	2	2	2	2	2	2
	CASE LBS. (CUBE)	1.94 (0.23)	2.06 (0.30)	2.17 (0.37)	2.31 (0.43)	2.43 (0.50)	2.56 (0.57)	2.68 (0.64)	2.93 (0.77)
	CASE KG (CUBE M³)	3,53 (0,0235)	4,36 (0,0235)	5,19 (0,0235)	6,03 (0,0274)	6,85 (0,0300)	7,68 (0,035)	18,30 (0,0390)	10,07 (0,0470)
	LIST PRICE KIT	\$ 21.75	\$ 23.95	\$ 26.15	\$ 29.15	\$ 31.40	\$ 34.35	\$ 36.55	\$ 41.75
Single Level Traverse Fence 2" (5 cm) 	CODE	CSFT241	CSFT301	CSFT361	CSFT421	CSFT481	CSFT541	CSFT601	CSFT721
	# OF BRACKETS	2	2	2	3	3	4	4	5
	# OF RODS	1	1	1	1	1	1	1	1
	CASE LBS. (CUBE)	1.74 (0.13)	1.80 (0.17)	1.86 (0.21)	1.91 (0.25)	1.99 (0.29)	2.07 (0.33)	2.13 (0.37)	2.27 (0.45)
	CASE KG (CUBE M³)	3,78 (0,0235)	4,63 (0,0235)	5,47 (0,0235)	6,53 (0,0274)	7,16 (0,0300)	8,22 (0,0351)	9,05 (0,0390)	10,84 (0,0470)
	LIST PRICE KIT	\$ 16.50	\$ 17.60	\$ 18.70	\$ 19.85	\$ 21.55	\$ 23.25	\$ 24.35	\$ 27.20

PRODUCT	FITS	14"	18"	21"	24"
	Post Connector	360 mm	460 mm	540 mm	610 mm
End Fence 	CODE	CSFE14	CSFE18	CSFE21	CSFE24
	# OF BRACKETS	2	2	2	2
	# OF RODS	2	2	2	2
	CASE LBS. (CUBE)	1.73 (0.03)	1.81 (0.05)	1.87 (0.06)	1.93 (0.07)
	CASE KG (CUBE M³)	3,53 (0,0235)	4,36 (0,0235)	5,19 (0,0235)	6,03 (0,0274)
	LIST PRICE KIT	\$ 16.45	\$ 17.80	\$ 18.80	\$ 19.85

Case Pack: 1.

Color: Speckled Gray (480).

ICON DIRECTORY

Throughout the Cambro catalog, find the following easy to identify icons to help explain Cambro product features or services.

STORESAFE®

Cambro is committed to providing food service operators with products to help meet HACCP guidelines.

- Cambro food storage products are designed to help keep food fresh and reduce cross contamination.
- Camshelving® is easy to clean to provide a sanitary storage area.
- Cambro catering and merchandising equipment maintain food temperatures to safely hold and transport food.
- The closed wall design of the Camrack® Warewashing and Storage System allows glassware to be stored in an enclosed sanitary place.

Look for the Cambro StoreSafe® mark throughout the Cambro catalog to identify Cambro storage and transportation products that help ensure safe food handling.



Store and Transport Food Safely



Listed by the National Sanitation Foundation. NSF, an independent testing organization, lists products which meet their criteria for sanitation and cleanability.



One carton of product is within the weight and cube requirements to be shipped by parcel carrier.



Dishwasher Safe



5-Year Warranty



Foam Insulation



Stackable



New Product



Note: Temperature ranges noted throughout this catalog are based on specific test criteria and provide a general guideline. Individual use may vary due to differences in loading temperatures or ambient temperature.

© 2006 Cambro Mfg. Co. Printed in the USA.